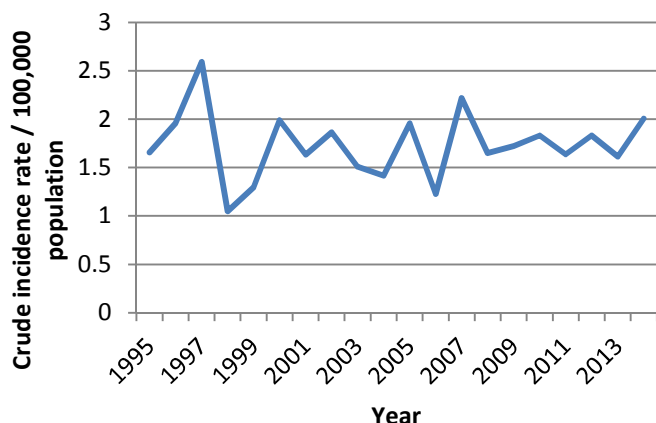


In 2014, all laboratories reported trichomoniasis data via the Computerised Infectious Disease Reporting (CIDR) system. All cases of trichomoniasis reported by clinicians were also entered into CIDR. This is the second year for which national case-based data are available for trichomoniasis in Ireland.

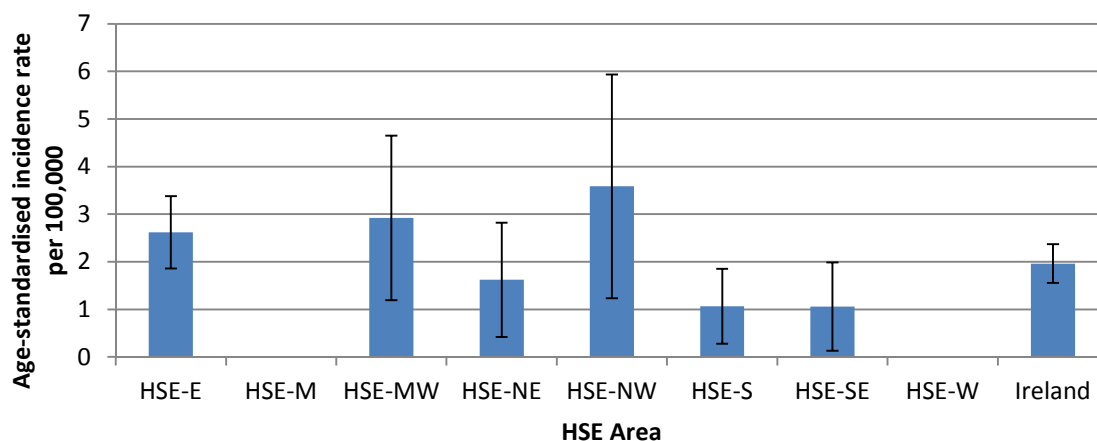
Figure 1 Trend in CIR of trichomoniasis in Ireland, 1995-2014



As of 9th September, 2015, there were 92 cases of trichomoniasis notified in Ireland during 2014 corresponding to a crude incidence rate (CIR) of 2.0 per 100,000 population a slight increase from 1.6/100,000 in 2013. Between 2008 and 2013 the CIR had remained between 1.6 and 1.8/100,000 (see figure 1).

Cases were reported from all HSE areas with the majority (50%) reported in HSE East. The highest age-standardised incidence rate was in HSE Northwest (3.6/100,000) followed by HSE Midwest (2.9/100,000) and HSE East (2.6/100,000) (figure 2).

Figure 2 Age-standardised incidence rate of trichomoniasis by HSE area*, 2014



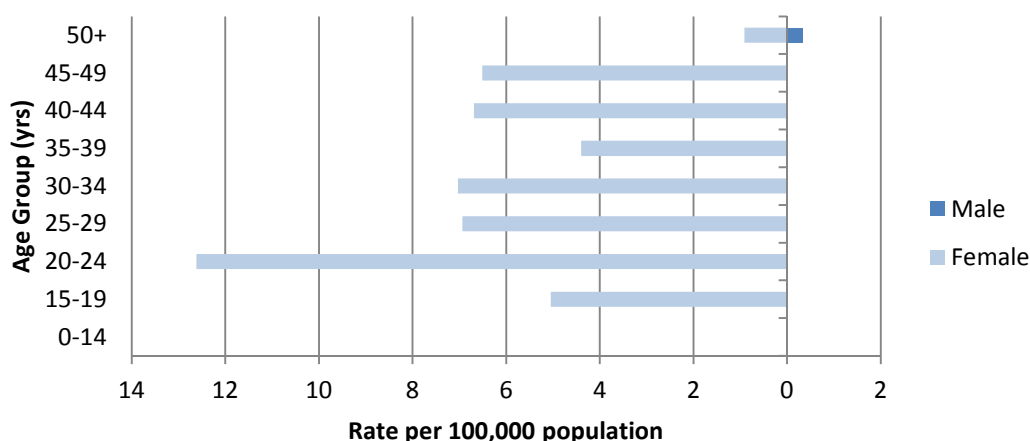
*Excludes HSE Midlands and HSE West as there are less than 5 cases in each area.

The median age was 33 years (range 18-75 years). The majority of cases were among women (n=90, 98%) giving a crude incidence rate among women of 3.8 per 100,000. The highest gender- and age-specific rate was among women aged 20-24 years (12.6/100,000; figure 3).

Table 1 Number and percentage of trichomoniasis cases by age group and gender, 2014

Age group (years)	Male		Female		Total	
	n	%	n	%	n	%
0-14	0	0.0	0	0.0	0	0.0
15-19	0	0.0	7	7.8	7	7.6
20-24	0	0.0	19	21.1	19	20.7
25-29	0	0.0	13	14.4	13	14.1
30-34	0	0.0	14	15.6	14	15.2
35-39	0	0.0	8	8.9	8	8.7
40-44	0	0.0	11	12.2	11	12.0
45-49	0	0.0	10	11.1	10	10.9
50+	2	100.0	6	6.7	8	8.7
Unknown	0	0.0	2	2.2	2	2.2
Total	2	100.0	90	100.0	92	100.0

Figure 3 Age and gender-specific rates of trichomoniasis, 2014



Patient type (reflecting the service at which the patient was diagnosed) was recorded for 87% (n=80) of trichomoniasis cases in 2014. More than forty percent of cases (n=39) were diagnosed in general practice and 30% were diagnosed in STI clinics (hospital out-patients). A further 14% of cases were diagnosed in emergency departments or other hospital settings. Some patients diagnosed with trichomoniasis were diagnosed at the same time with other STIs: chlamydia (n=8), HIV (n=2) and Hepatitis C (n=1).

Technical Notes

1. Data are analysed by date of notification in CIDR.
2. Data for this report were extracted from CIDR on 9th Sept., 2015, and were correct at the time of publication.
3. Percentages are rounded up in the text and provided to one decimal place in the tables.
4. The counties covered by each HSE area are as follows: HSE East: Dublin, Kildare & Wicklow; HSE Midlands: Laois, Longford, Offaly & Westmeath; HSE Midwest: Clare, Limerick & N. Tipperary; HSE Northeast: Cavan, Louth, Meath & Monaghan; HSE Northwest: Donegal, Leitrim & Sligo; HSE South: Kerry & Cork; HSE Southeast: Carlow, Kilkenny, S. Tipperary, Waterford & Wexford; HSE West: Galway, Mayo & Roscommon.

5. Age-standardised incidence rates were calculated using the direct method in which the national population was taken as the standard population. Population data were taken from Census 2011 from the Central Statistics Office. Data were aggregated into the following age groups for the analysis: 0-4 years, 5-9 years, 10-14 years, 15-19 years, 20-24 years, 25-34 years, 35-44 years, 45-54 years, 55-64 years and ≥ 65 years.